

# MIECHV BENCHMARKS: PM 16

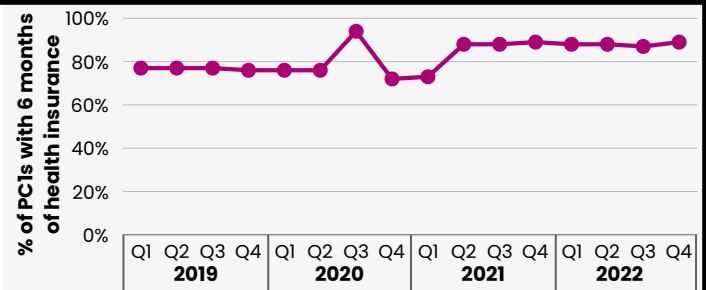
## CONTINUITY OF HEALTH INSURANCE: FY 2019-2022

### PERFORMANCE MEASURE (PM) 16 DEFINITION

Percent of PC1s (primary caregivers) who had continuous health insurance coverage for at least 6 consecutive months

### ALL HFNY MIECHV PERFORMANCE

- Recent Performance: **About 90% of PC1s** across all MIECHV programs who were served in FY 2022 ever had continuous health insurance coverage

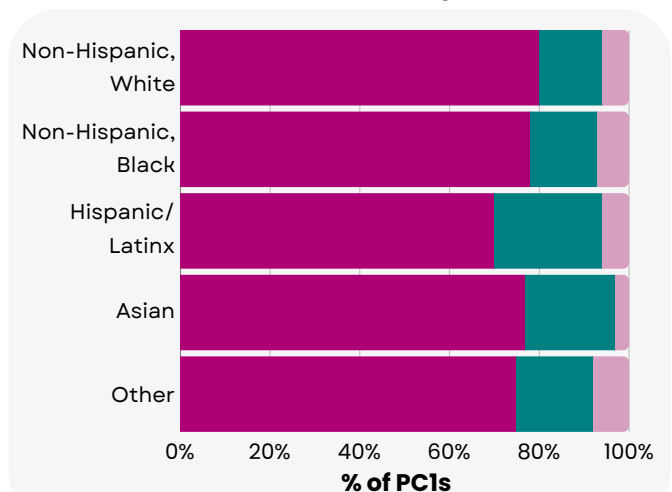
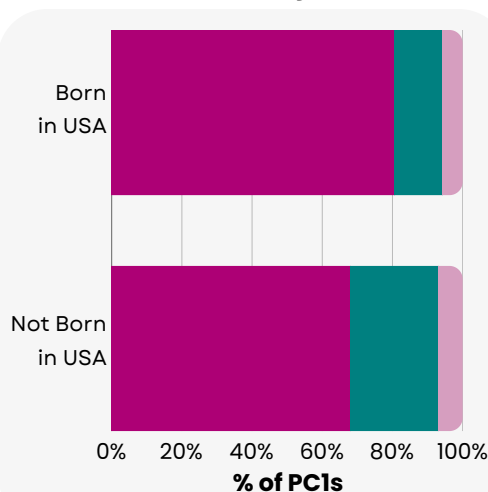


### DISPARITIES IN HEALTH INSURANCE CONTINUITY (FY 2020)

Nativity

Race/Ethnicity

- With 6 months of continuous health insurance coverage
- Without 6 months of continuous health insurance coverage
- Missing data



**More PC1s who were born in the US reported having 6 months of continuous health insurance coverage than PC1s not born in the US ( $p < 0.001$ ).**

**Fewer Hispanic/Latinx reported having 6 months of continuous health insurance coverage than non-Hispanic White PC1s ( $p > 0.05$ ).**